

VICTORIA RHODODENDRON SOCIETY NEWSLETTER JUNE 2022

VICTORIA RHODODENDRON SOCIETY

Our purpose is to promote
and educate the public
about the genus
Rhododendron

Meetings are held in the
Couvelier Center on the
grounds of the HCP Gardens
505 Quayle Street
Victoria B. C.

Meetings begin at 7:30 pm.
with a social gathering after



It's a victory
when
the weapons fall silent
and
the people speak up

VOLODYMYR ZELENSKY






WE SUPPORT DEMOCRACY



LIONEL DE ROTHSCHILD .. A SPECIAL VISITOR

The Victoria Rhododendron Society was pleased and honored to have a special visitor to our area in late May. We are talking about a member of the well-known rhododendron-enthusiast family from Exbury, Lionel De Rothschild. This was Lionel's second visit to the Victoria area. To have a Rothschild at ARS Conventions held in the Victoria area, Lionel's father, Edmund De Rothschild set a precedent. In 2015 when our Society hosted the ARS convention, Lionel was our honored speaker at that event. This time Lionel returned to visit Vancouver Island for several days before travelling to the 2022 ARS Convention in the Portland area, where once again, he was an honored speaker. Ken and Madeleine, Sean and Brenda and Lois and Roy were pleased to have Lionel as a house guest.



To say we kept Lionel busy is an understatement. Lionel's hosts made certain that he saw how local Victoria residents appreciate the *Genus Rhododendron*. He visited several members' gardens as well as Butchart Gardens during his time in Victoria. Lionel is a very knowledgeable rhododendron enthusiast, and is particularly enthralled with species rhododendrons. It is to be noted that Ken and Madeleine are going to be working with Lionel to have some Barlup hybrids added to the American section at Exbury Gardens.



OUR MAY MEETING WITH LIONEL AS OUR GUEST

"EXBURY GARDENS"













GARDENING WITH HOSTAS

ADAPTED FROM ALLABOUTGARDENING.COM

Hostas are the unequivocal rulers of the shade. They rely on their striking foliage in shades of green to attract attention in the garden. They provide a neutral background for other bright colors in the garden. They are easy to grow and there are over 3000 cultivars to choose from.

Not all hostas are created equal. Lighter colored hostas need more sunlight, whereas the darker and thicker leaved blue hostas will thrive in lower light conditions.

The foundation for hostas is a shady area in the garden. The subtle variations in greens from chartreuse to bluish to white and the variations within these colors will provide endless combinations and beautiful details to ones garden.





Paul's Glory
(24"H x 36"W)



Great Expectations
(24"H x 30"W)



June
(18"H x 24"W)



Striptease
(20"H x 30"W)



Halcyon
(16"H x 32"W)



August Moon
(18"H x 36"W)



Guacamole
(18"H x 50"W)




Fire and Ice
(20"H x 24"W)



IN SPRING, GARDEN VISITS ARE A MUST



THANK YOU TO


BURNS AND KAREN MORRISON

















SUNDAY MAY 8, 2022
A GARDEN VISIT ON A RAINY DAY
AT THE BLACKMORE'S





**A new Barlup hybrid
First bloom**



FLOWER POWER DAILY.com



**“Keep your face to the
sunshine and you cannot
see the shadows.
It’s what the sunflowers
do”.**

Helen Keller




“The sunflower ties us all to the Ukrainian people”

“IT’S NOT WHETHER YOU WIN OR LOSE... IT’S HOW YOU PLAY THE GAME”

We had a wonderful turnout for our annual “show off” truss May meeting. Getting together in person was a delight and we welcomed one another after a L O N G Covid break.









THANK YOU
ANNE ALLEN



THANK YOU ANNE ALLEN





THANK




YOU

SHARON



JOSEPH





TRUSS SHOW WINNERS



CREAM TRUSS...Sean and Brenda
LAVENDER TRUSS...Tony and Carolyn
ORANGE TRUSS...Karen and Burns
PINK TRUSS...Tony and Carolyn
PURPLE TRUSS TIE...Sean and Brenda and Heather
RED TRUSS...Sean and Brenda
WHITE TRUSS...Heather
YELLOW TRUSS...Tony and Carolyn
COMPANION PLANT...Norma
HAMMERHEAD TRUSS...Norma
INDUMENTUM LEAF...Hanna
NOVICE...Ann and Frank
MINIATURE TRUSS TIE...Buffam's and Blackmore
PENDULOUS TRUSS...Sean and Brenda
SCENTED TRUSS TIE...Tony and Carolyn and Heather
SPECKLED TRUSS...Karen and Burns
WEEVILICIOUS...Hannah



NASTURTIUM FLOWER POWER

ADAPTED FROM MS GUARDIO



When we take ourselves back to a simpler time and the heady days of childhood, we jumped in puddles with no care, and ran free with little knowledge of the world around us. Simple pleasures were an absolute delight to the senses and enjoyment of the complete moment was everything.

This was the time of the Nasturtium FLOWER POWER! For many of us feeling the joy of growing our first plant and seeing a tiny shoot peeping through the brown soil is a memory from our early childhood. Vibrant oranges, bright reds and yellows! Who can forget!

The nasturtium is a simple flower with bold petals and lily pad leaves. Its official name is *Tropaeolum*. An English herbalist, John Gerard received nasturtium seeds from Europe in 1597 and it has been grown in many gardens since that time.



Did you know that Nasturiums have a surprising number of health benefits? They are a source of micro elements such as potassium, phosphorus, calcium and magnesium, and macro elements including zinc, copper and iron. The nasturium flower power encompasses:

- . Antioxidants
- . Antibacterial
- . Antimicrobial
- . Antifungal
- . Hypotensive
- . Expectorant
- . Anti-cancer effects



NASTURIUMS ARE NOT JUST A PRETTY FACE!

Nasturiums are edible, in fact one can eat the entire plant.

Rich in Vitamin C, chew some leaves or make nasturtium tea from its flowers to ward off the sniffles.

Nasturiums are rich in sulphur. A foggy mind, poor memory and inability to concentrate and if one feels like they are running out of juice, chew on a couple of unsprayed leaves.

Nasturiums can help alleviate hay fever symptoms. Brew a little leaf tea with honey and cinnamon to ease the sinuses, watery eyes and runny noses.

People with acne and oily skin can eat nasturtium leaves to soothe flare-ups and breakouts. Drinking nasturtium tea or using as a facial toner works as well. The plant is more widely used as a hair treatment because it can increase blood flow to the scalp and help nutrients go where they are needed most.

Nasturium is a garden companion as it helps gardeners keep pests and disease at bay.


One of the best reasons to grow nasturtiums is that they make an additional “spark” to your meals. Add a few leaves to your salad. Sprinkle over your pickles. Garnish your roast. Make a vinaigrette out of seeds. Add some leaves to your steamed spinach, soups and smoothies.



CALVIN AND JEANNIE SAY HELLO FROM ITALY




HELLO FROM LAKE COMO



BELLAGIO, LAKE COMO




CIAO DALL'ITALIA



ANCHE I RODODENDRI AMANO L'ITALIA


WHO ARE WE?



GARDENERS!




WHAT DO WE WANT?



ALL THE RHODOS



WHERE WILL WE PUT THEM?



WE DON'T KNOW!



imgflip.com

© beverly malcom






THIS IS US



RHODODENDRONS OF THE MONTH JUNE

ADAPTED FROM MEERKERK GARDENS






AS MICK JAGGER SAYS...
"YOU CANT ALWAYS GET WHAT YOU WANT"

Tony and Carolyn sent this photo to show that seedlings from the same cross can be very different. This illustrates the ambiguity of growing rhododendrons from seed.

SUNDAY MAY 15, 2022
AT THE HOME OF SEAN AND BRENDA
THANK YOU FOR OPENING YOUR GARDEN

THANK YOU ANNE ALLEN for the photos





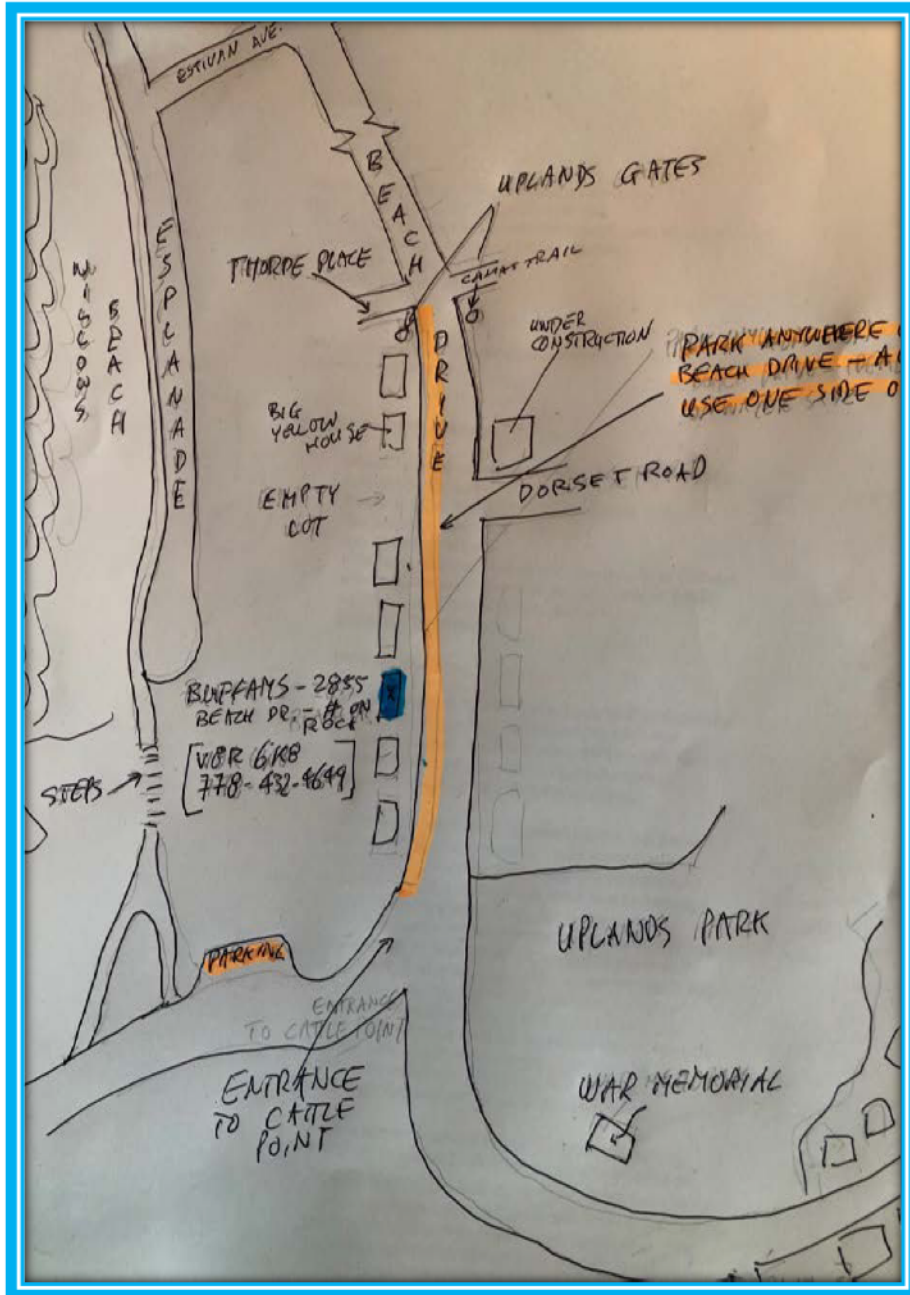


**OUR VICTORIA RHODODENDRON SOCIETY PICNIC
SUNDAY, JUNE 26, 2022**

**AT FRANK AND ANN BUFFAM'S HOME
2855 BEACH DRIVE
NOON UNTIL 3PM.**

BRING YOUR OWN:

FOOD.. BEVERAGE.. CHAIR.. RAFFLE ITEM.. SUNNY WEATHER



Please park on just one side of Beach Drive
There may be extra parking at Cattle Point or on Dorset Road
Try to couple up or arrange to go with someone else
There is parking on the Esplanade, but it fills up quickly



**VICTORIA RHODODENDRON SOCIETY EFFORTS
AT THE RHODODENDRON GARDEN AT THE HCP
ARE MUCH APPRECIATED BY THE PUBLIC**




**THANKS GOES TO:
CALVIN PARSONS IAN DUNCAN BILL MCMILLAN
MIKE MINKLER DAN SYROID
AND
HCP VOLUNTEERS CINDY MILLER AND RAY YOLE**



CAN YOU SAY STUNNING?



**CAN YOU SAY
NOT MANY PEOPLE
KNOW ABOUT
THIS?**



**WE SAY THANK YOU
SO MUCH FOR
YOUR
CONTRIBUTIONS
TO THIS PUBLIC
GARDEN**



IT IS THAT TIME AGAIN...FERTILIZE OR NOT?

Adapted from gardeningknowhow.com

If one has planted one's rhododendrons in fertile soil, fertilizing is not necessary. If the plant is in poor soil, or grown in mulch, the nitrogen in the soil disappears over time. A regular rhododendron fertilizer schedule is recommended.

Plants generally require three nutrients to thrive. These are nitrogen, phosphorus and potassium. These ingredients are listed on the label. A complete fertilizer contains all three of these in varying amounts.

RHODODENDRON FERTILIZER SCHEDULE

1. At planting time use a fertilizer composition of 10-10-6 before watering the plant in
2. In early spring as buds swell, apply a complete 10-8-6 fertilizer.
3. In fall, apply organic compost or manure.



TYPES OF FERTILIZER



There are usually two forms of fertilizer for rhododendrons. They are granular and liquid. Granular fertilizer is sprinkled on the soil and watered in. Liquid fertilizer is mixed with water and then poured into the soil around the plant. Liquid fertilizer passes quickly through the soil and must be applied more often. A general rule of thumb is to use one level tablespoon of fertilizer for every foot of plant. One can purchase granular fertilizer that is slow-release, releasing its nutrients over time.






SUNDAY, MAY 22, 2022
AT
THE HOME OF JOHANNA MASSA





THANK YOU FOR OPENING YOUR GARDEN














GOOD GROOUNDCOVERS FOR RHODODENDRONS

Adapted from shiftingroots.com

1. anemones: easy to find, long blooming, spreading out nicely. They belong to the buttercup family. They come in a variety of colors, including red, white, pink and purple.



2. Japanese spurge: great for woodland areas. It is also known as carpet box or *pachysandra terminalis*. When grown close together, it becomes a dense carpet.



3. Lamium: an early blooming spring perennial. There are several types and they are known for their hardiness as they are members of the mint family.




4. Saxifrage: a long blooming perennial that comes in shades of pink, yellow and white. It is known for its compact habit and flower power.







ANOTHER GARDEN TO ENJOY AT THE HOME OF ALAN AND LIZ MURRAY

MAY 22, 2022









MEMBERS OF THE BOARD



PRESIDENT..Lloyd Gilmore..250-642-2256

VICE-PRESIDENT..Frank Buffam..778-432-4649

SECRETARY..Sharon Joseph..250-383-1756

TREASURER..Bill Gordon..250-479-0210

PAST PRESIDENT..Brenda Macdonald..778-528-3647



KEY CONTRIBUTORS

Ellen Wellborn...librarian
250-479-1898

Ian Duncan...audio visual
250-250-470-0820

Robert Burke...audio visual
250-477-5386

Brenda Macdonald...membership
778-528-3647

Carrie George...membership
250-415-9245

Lois Blackmore...newsletter
250-478-6615



MEMBERS AT LARGE

Frank Buffam...778-432-4649

Calvin Parsons...250-590-0489

Carrie George...250-642-3176

Ian Duncan...250-479-0820

